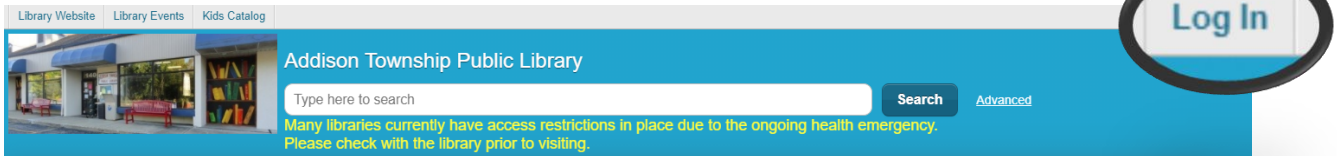


# How do I place a hold on a library item using the online catalog?

1. Go to the library website <https://www.addisontwp.michlibrary.org/> and click this picture in the **right sidebar**

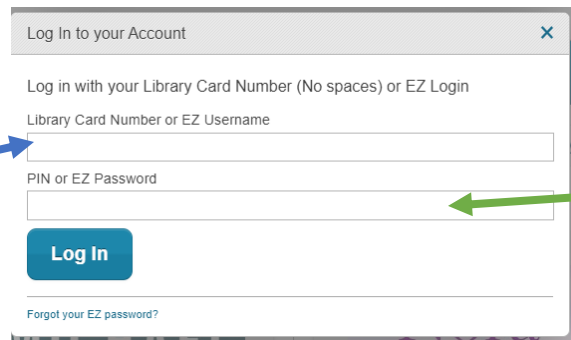


2. Then in the catalog, click the “Log In” button at the **top right** of the screen



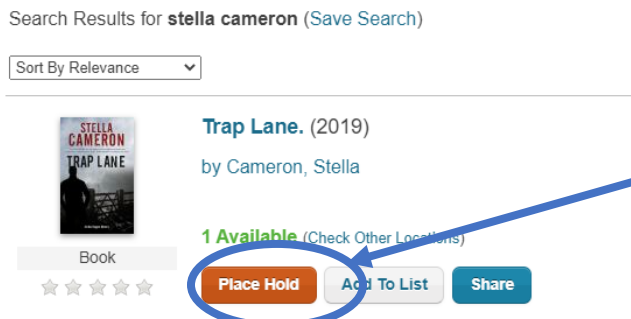
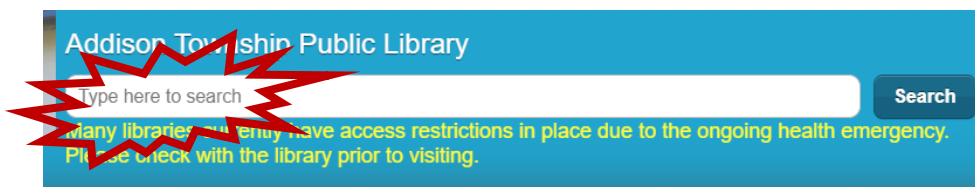
3. This login box will pop up:

**Library Card number** is on your physical library card under the bar code, and starts 29043...

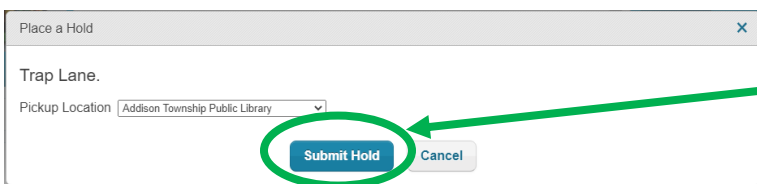


Your **PIN** is the last 4 digits of the phone number we have on file for you, OR 1234.

4. Now you are logged in, enter **an item title, the author, or a subject**, in the search bar:



To place a hold on the book “Trap Lane”, click the orange **Place Hold** button



Then in the confirmation box click “Submit Hold”

**When the book is ready for you to pick up at Addison Twp. Library you will receive a text or email from the automated system to let you know.**